


measurement work sheet


Use this space to record your window dimensions for easy reference when filling out your order form. To start, all you need is a steel measuring tape (cloth tapes are not accurate), and a pencil. Remember to round your measurements to the nearest eighth of an inch ($1/8''$). Tip: One of the most common mistakes is to transpose the width and height measurements.



width height

window

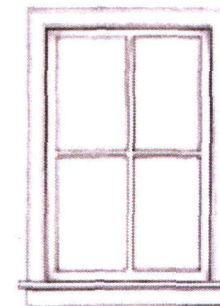
window treatment



width height

window

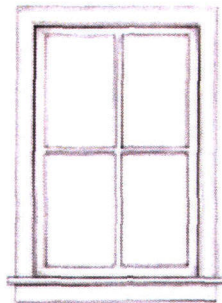
window treatment



width height

window


window treatment



width height

window

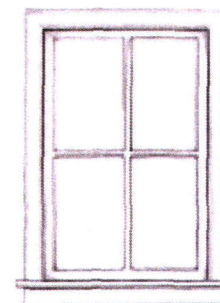
window treatment



width height

window


window treatment



width height

window

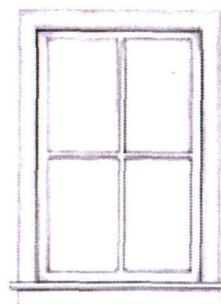
window treatment



width height

window


window treatment



width height

window

window treatment



width height

window

window treatment